

Official Guide For:

ARMY HOUSING ONLINE USER SERVICES



Homepage

Army Housing Online User Services
Housing America's Soldiers and Families

3 Select Your Installation show map

This is the Army's official website for Soldiers and Families to look for information regarding Army Family Housing (AFH), Unaccompanied Housing (UH), or Off-Post Housing. It includes detailed reference information and quick links for Army installations all over the world. Inside you will find floorplans and housing policies that pertain to your next duty station.

1 Presidio of Monterey

Tweets by @USArmyHousing

2 U.S. Army Housing @USArmyHousing

#USArmy to conduct survey gauging resident satisfaction with privatized housing. The survey will run from April 23rd - May 24th. We can not wait to hear your feedback! #militaryfam #militaryspouse #Soldiers army.mil/article/220666 @OACSIM @CampbellHSO @NavyHousing

Army to conduct survey gauging resid...
The Army will conduct an online survey A...
army.mil

Apr 23, 2019

U.S. Army Housing @USArmyHousing

Tweet #usarmyhousing

Have a question? CLICK HERE

AHOUS ANDROID APP ON Google Play

Army
EOA
Army Recruiting
Accessibility/Section 508
Inspector General

Disclaimer of External Links
Security & Privacy Policy
Terms Of Use
How to Use this site

Stay Connected

© 2019 U.S. Army Official Web Site

1. The AHOUS homepage showcases homes across various installations. As you browse the page, a slideshow scrolls, allowing you to see some of the best Army Housing has to offer.
2. On the right side of the page, you will see a social media box. Here you can scroll through Army Housing's Twitter, Facebook, and Youtube posts.
3. When you are ready to jump in, click the "Select and Installation" drop down, or the "Show Map" button to choose an installation.

Choosing an Installation

The screenshot shows the 'Army Housing Online User Services' website. At the top, there is a logo of a family in a house and the title 'Army Housing Online User Services' with the subtitle 'Housing America's Soldiers and Families'. Below the title, a text block states: 'This is the Army's official website for Soldiers and Families to look for information regarding Army Family Housing (AFH), Unaccompanied Off-Post Housing. It includes detailed reference information and quick links for Army installations all over the world. Inside you will find housing policies that pertain to your next duty station.' To the right of this text is a search bar with a magnifying glass icon. Below the search bar is a dropdown menu with the following options: A.P.Hill, Aberdeen, Ansbach, Baumholder, Bavaria (Garmisch), and Bavaria (Grafenwoehr). The main content area features a large image of a two-story house with a porch and a garage. Below this image is a row of five smaller images showing different types of housing. At the bottom left of the main content area, there is a red circle with the number '2' and the text 'Letterkenny'. At the bottom right, there is a sidebar with social media links for Facebook and Twitter, and a section titled 'Stay Connected' with links to the Army, EOA, Army Recruiting, Accessibility/Section 508, Inspector General, Disclaimer of External Links, Security & Privacy Policy, Terms Of Use, and How to Use this site. The footer contains the copyright notice '© 2019 U.S. Army Official Web Site'.

1

Search

A.P.Hill
Aberdeen
Ansbach
Baumholder
Bavaria (Garmisch)
Bavaria (Grafenwoehr)

This is the Army's official website for Soldiers and Families to look for information regarding Army Family Housing (AFH), Unaccompanied Off-Post Housing. It includes detailed reference information and quick links for Army installations all over the world. Inside you will find housing policies that pertain to your next duty station.

2

Letterkenny

Have a question?
CLICK HERE

AHOUS ANDROID APP ON
Google Play

Army
EOA
Army Recruiting
Accessibility/Section 508
Inspector General

Disclaimer of External Links
Security & Privacy Policy
Terms Of Use
How to Use this site

Stay Connected


Facebook Twitter YouTube

© 2019 U.S. Army Official Web Site

1. After you've clicked the "Select Your Installation" drop down. Simply click the name of the installation you would like to visit.

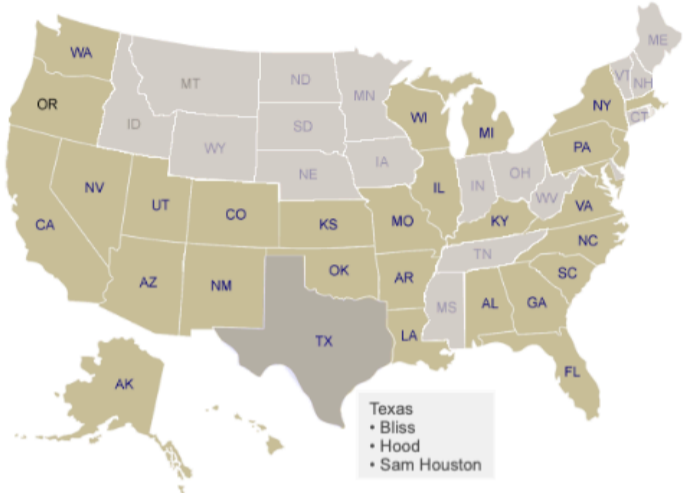
2. You may also click the picture from the slide show to go directly to that installation's page. You can see what installation the picture is from on the bottom left of the image.


Map View




Army Housing Online User Services

Housing America's Soldiers and Families





Have a question?
CLICK HERE






AHOUS ANDROID APP ON
Google Play

Army
EOA
Army Recruiting
Accessibility/Section 508
Inspector General

Disclaimer of External Links
Security & Privacy Policy
Terms Of Use
How to Use this site

Stay Connected



© 2019 U.S. Army Official Web Site

If you chose to look up an installation by the map view, simply click the state that your installation is in. A list of available installations in that state will populate allowing you to click the name of the installation of your choosing. The website will then take you to the installation page.

Installation Page



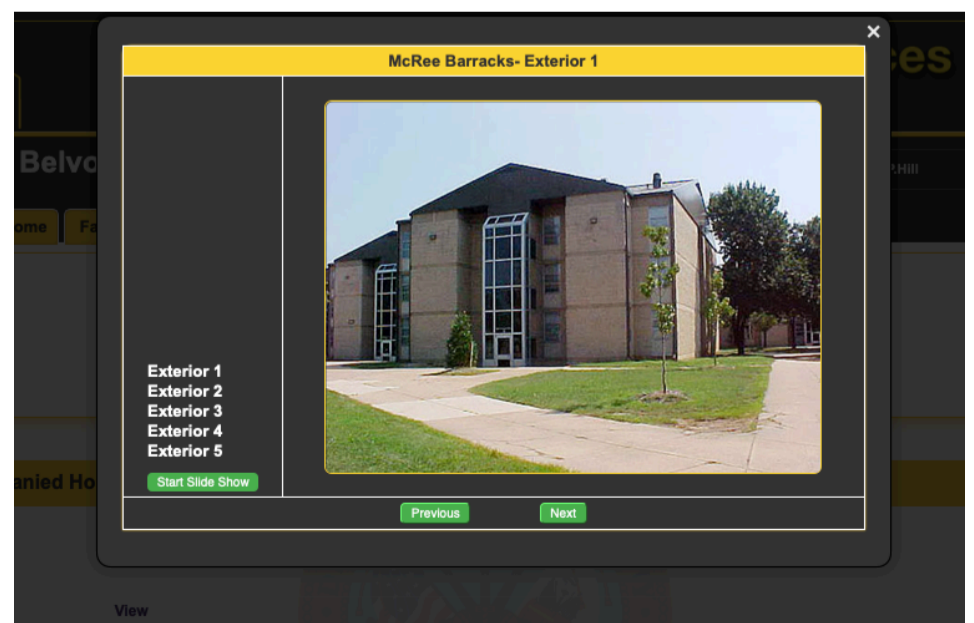
1. The installation page is chock-full of information for soldiers and their families. All information can be found by clicking the icons at the top of the page.

2. If the installation has a privatized website, AHOUS will populate the website for you and display it in an organized fashion. Feel free to click through the privatized site without any fear of losing your place inside the AHOUS website.

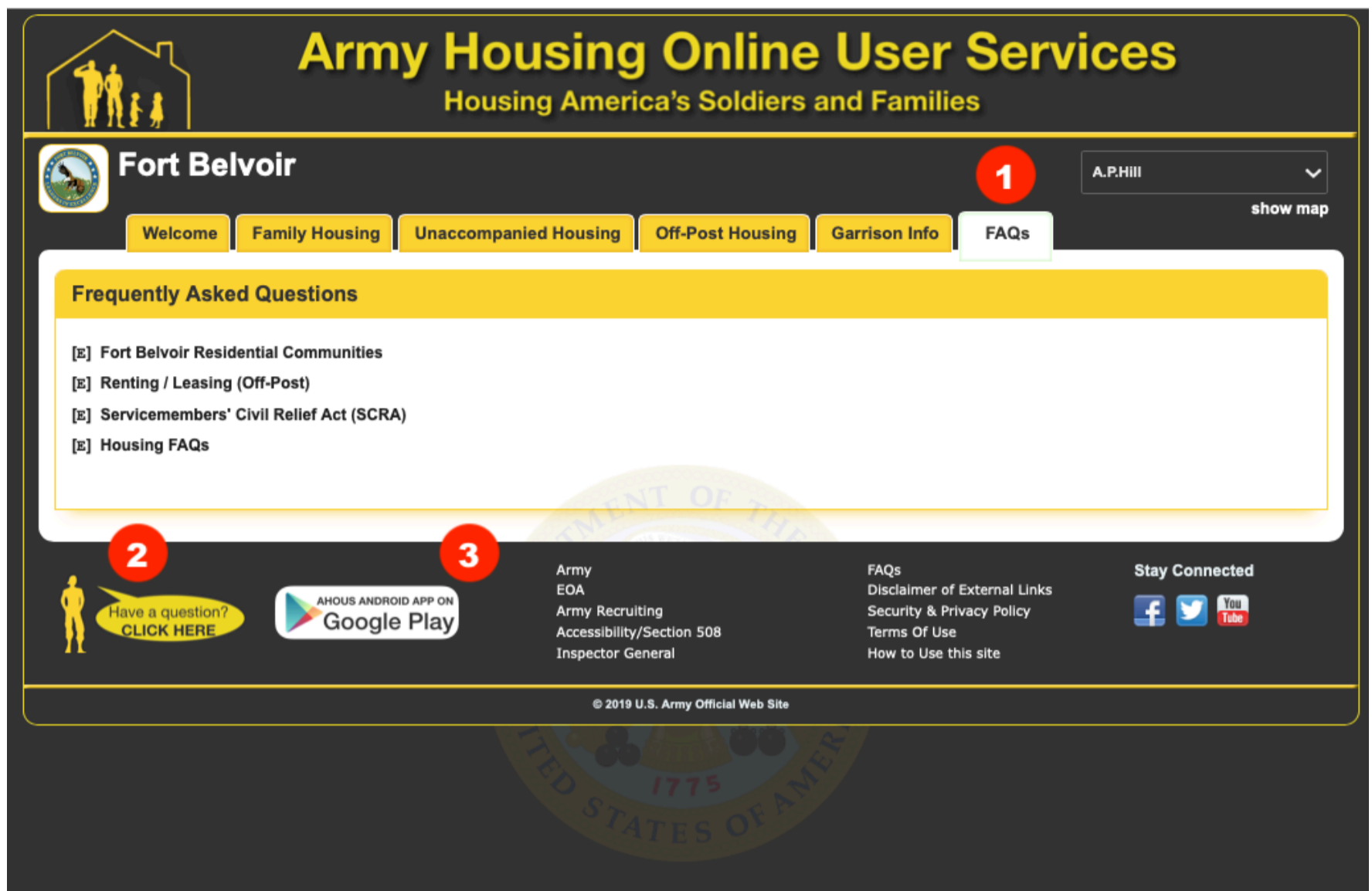
Viewing Floor Plans and Photo Tours



1. Click the tabs at the top of the page to change the icons and available information below.
2. In some cases Floor Plans and Photo Tours will populate in a slideshow fashion. To open the slideshow and view all the images, click the "View" button. This will open the slideshow as shown to the right. =>



More Information



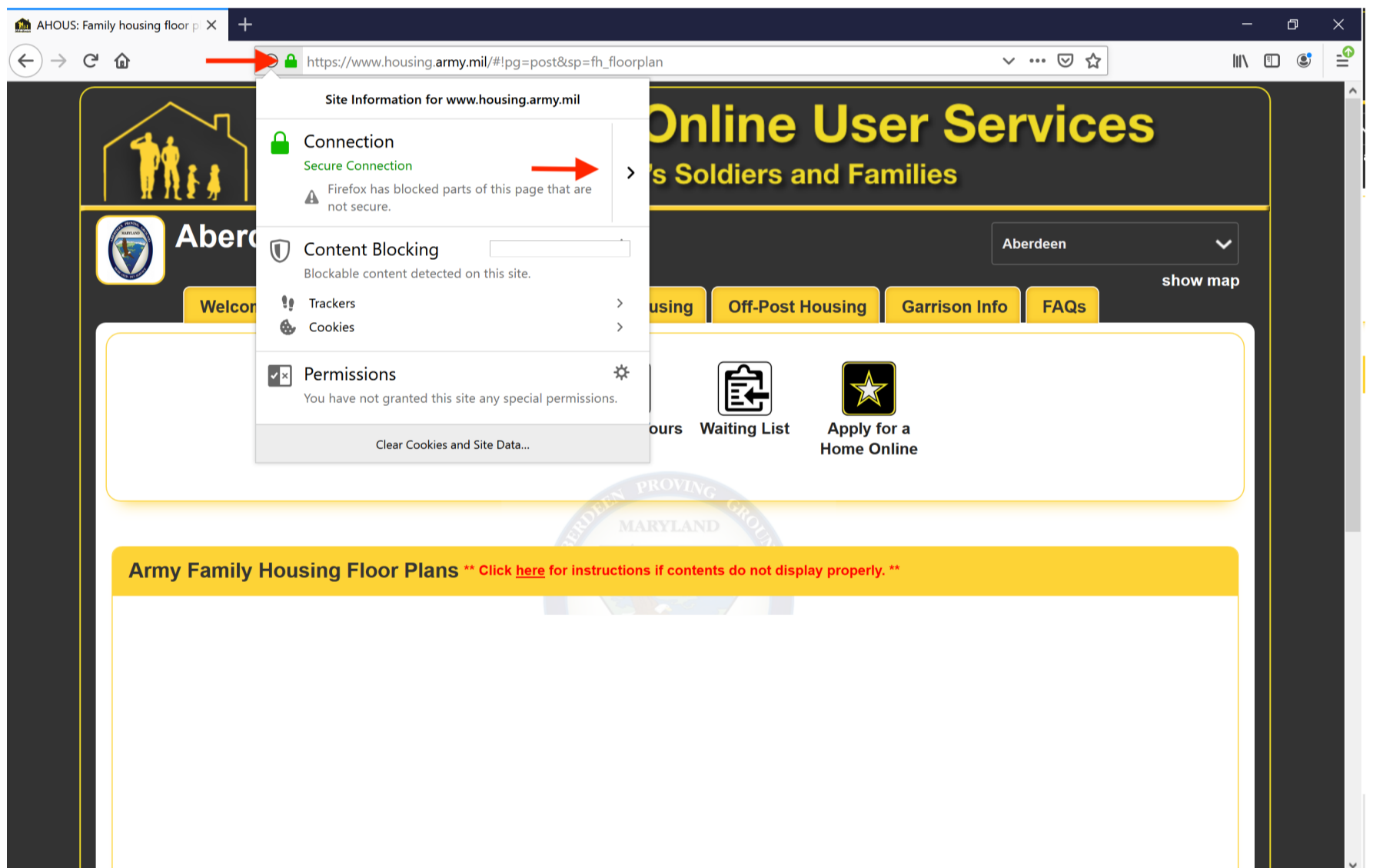
1. If ever you can't find what you are looking for, start by going to the FAQs tab at the top right of the page. There you will find popular inquiries about an installation, along with some other frequently sought after information.
2. If you still have any questions or concerns, do not hesitate to click the button at the bottom left of the page. You can choose to either contact the installation POC, or the webmaster directly to help you find the information you seek.
3. Don't forget, AHOUS is also on mobile. Click the "Google Play" button to go directly the Google Play store and download the AHOUS Application. iOS Coming Soon.

Thank you!

HOW TO UNBLOCK CONTENT FOR EACH BROWSER

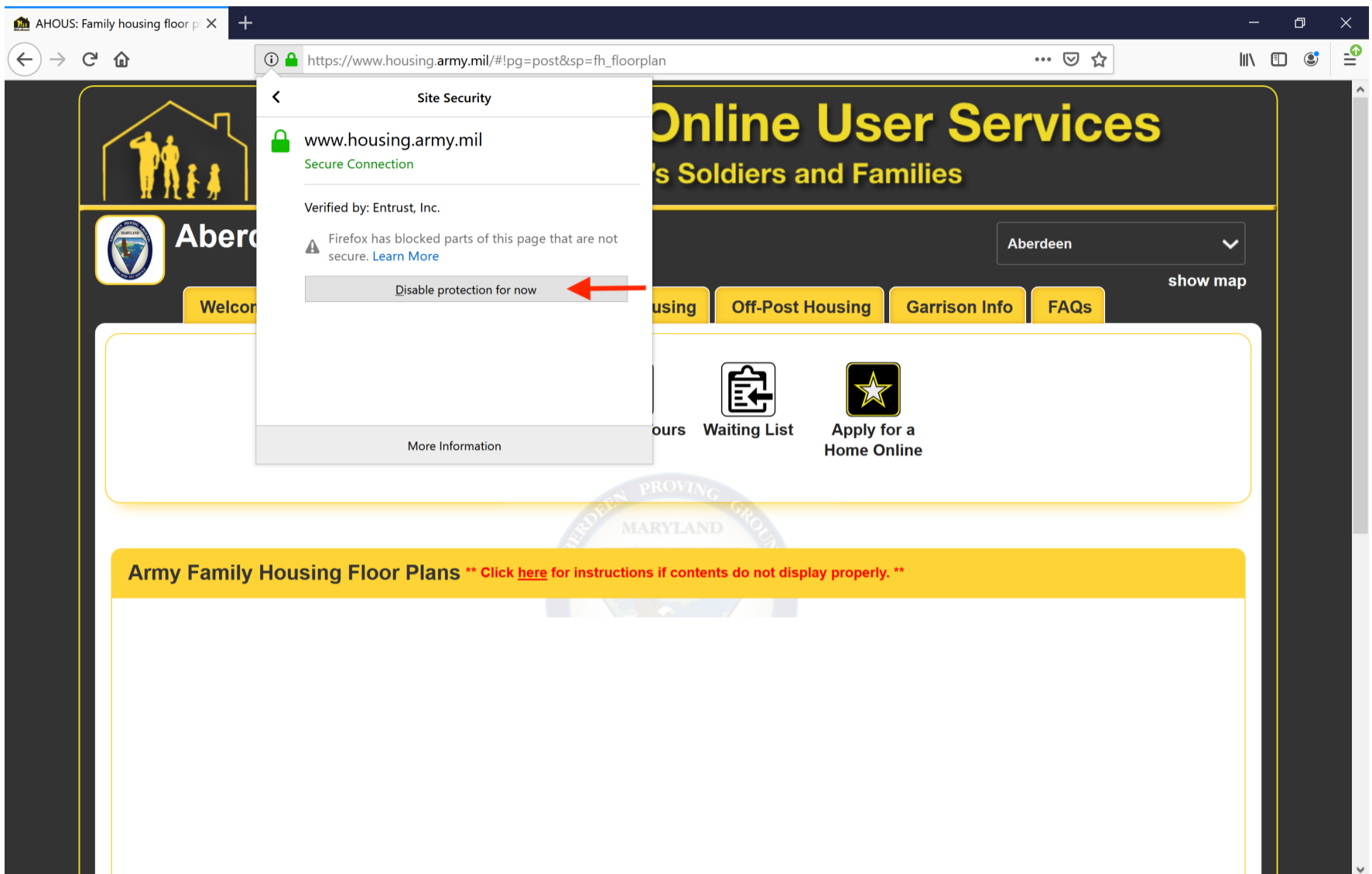
On occasion, when visiting AHOUS, you may come across a page that doesn't load appropriately. This is often times in situations where the browser is trying to load a 3rd party site inside AHOUS, like the Family Housing section for example. If your browser is blocking this content, below are a couple simple steps to change those settings. Once doing so, AHOUS should load fully and show all the content you desire. If issues still arise, please contact the Webmaster directly inside the Contact Us section. Thank you.

Firefox



- For the Firefox browser, click the “Lock Icon” in the Address Bar at the top of the page.
- Inside the dropdown, click the arrow next to “Connection.”

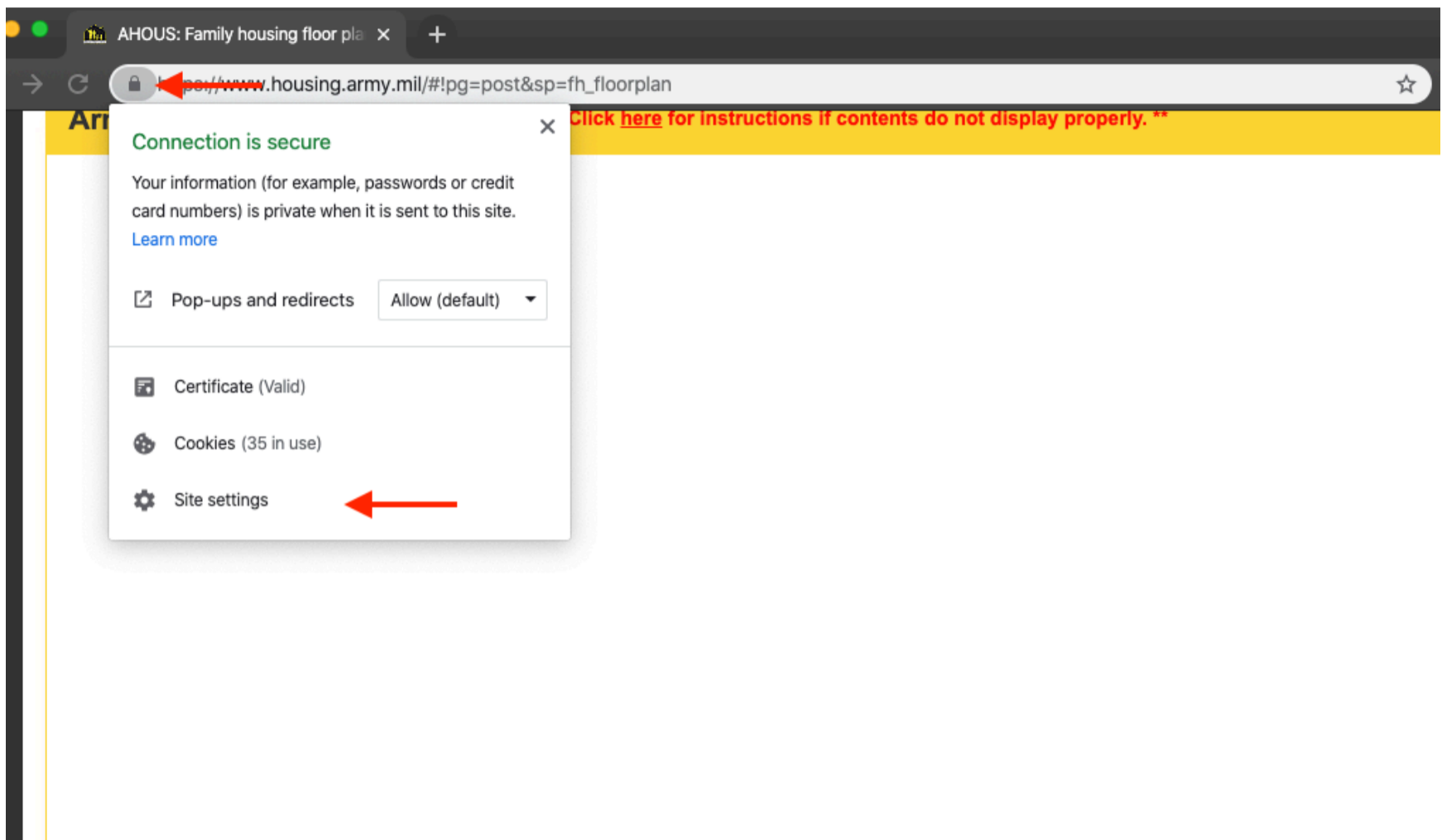
Firefox (cont.)



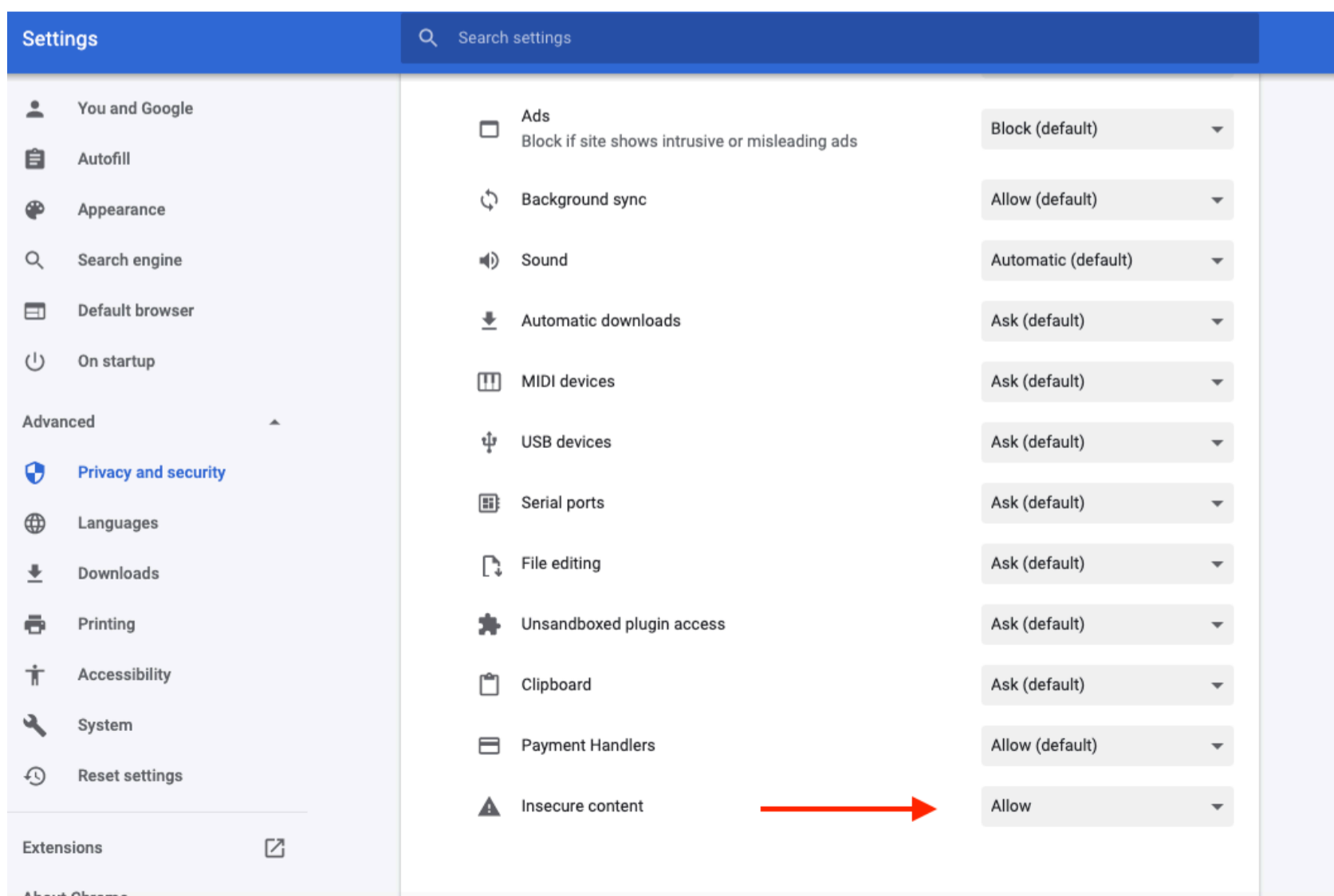
- On the next page in the dropdown, click “Disable protection for now”
- Reload Page

Chrome

- For the Chrome browser, click the lock at the top of the page in the Address Bar.
- Then click “Site settings” in the dropdown

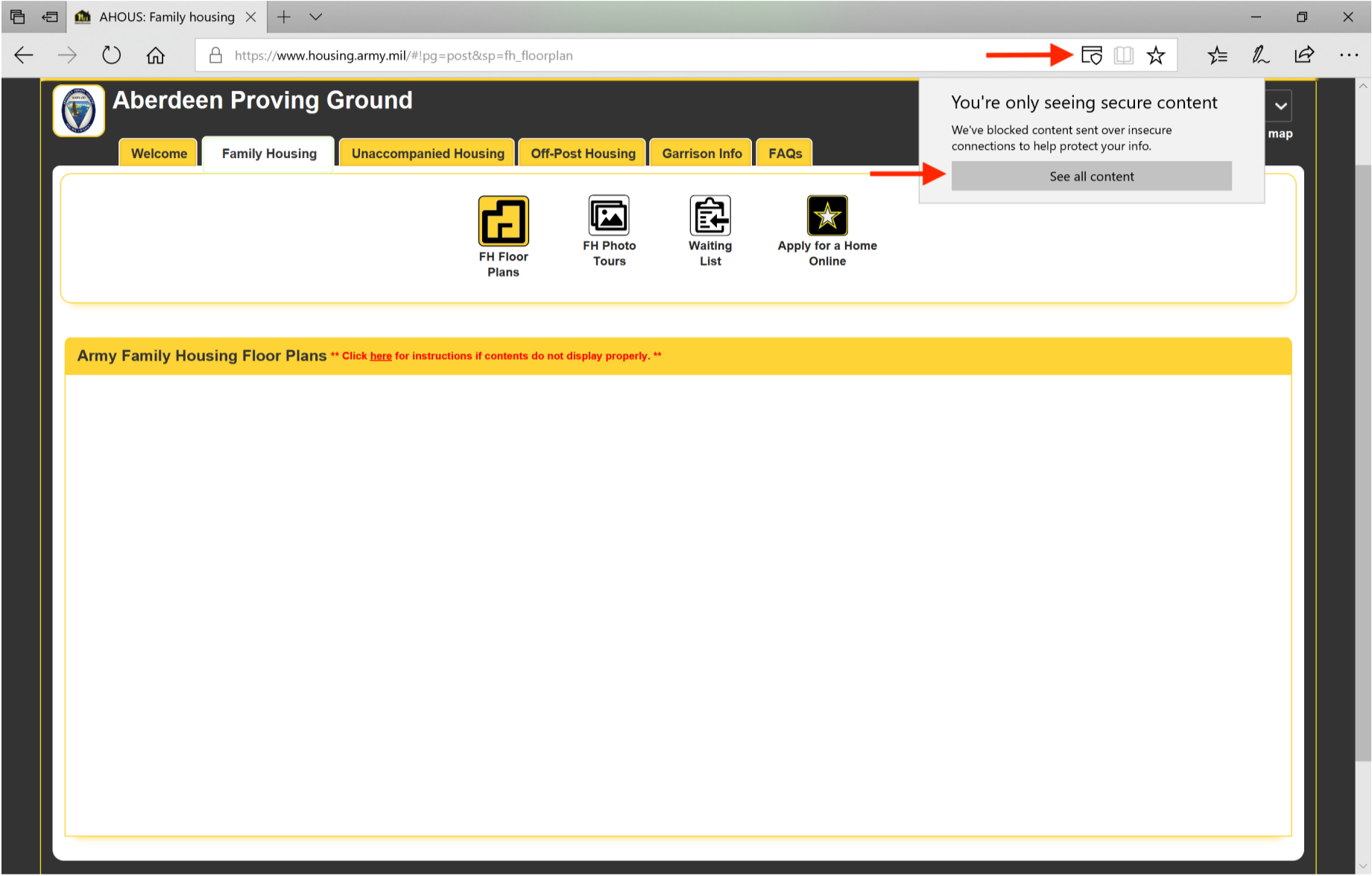


- Inside the settings page, near the bottom, there is an “Insecure content” section. Make sure that is set to “Allow.”



Edge

- For the Edge browser, click the icon at the top right in the Address Bar.
- Then click “See all content” in the dropdown.

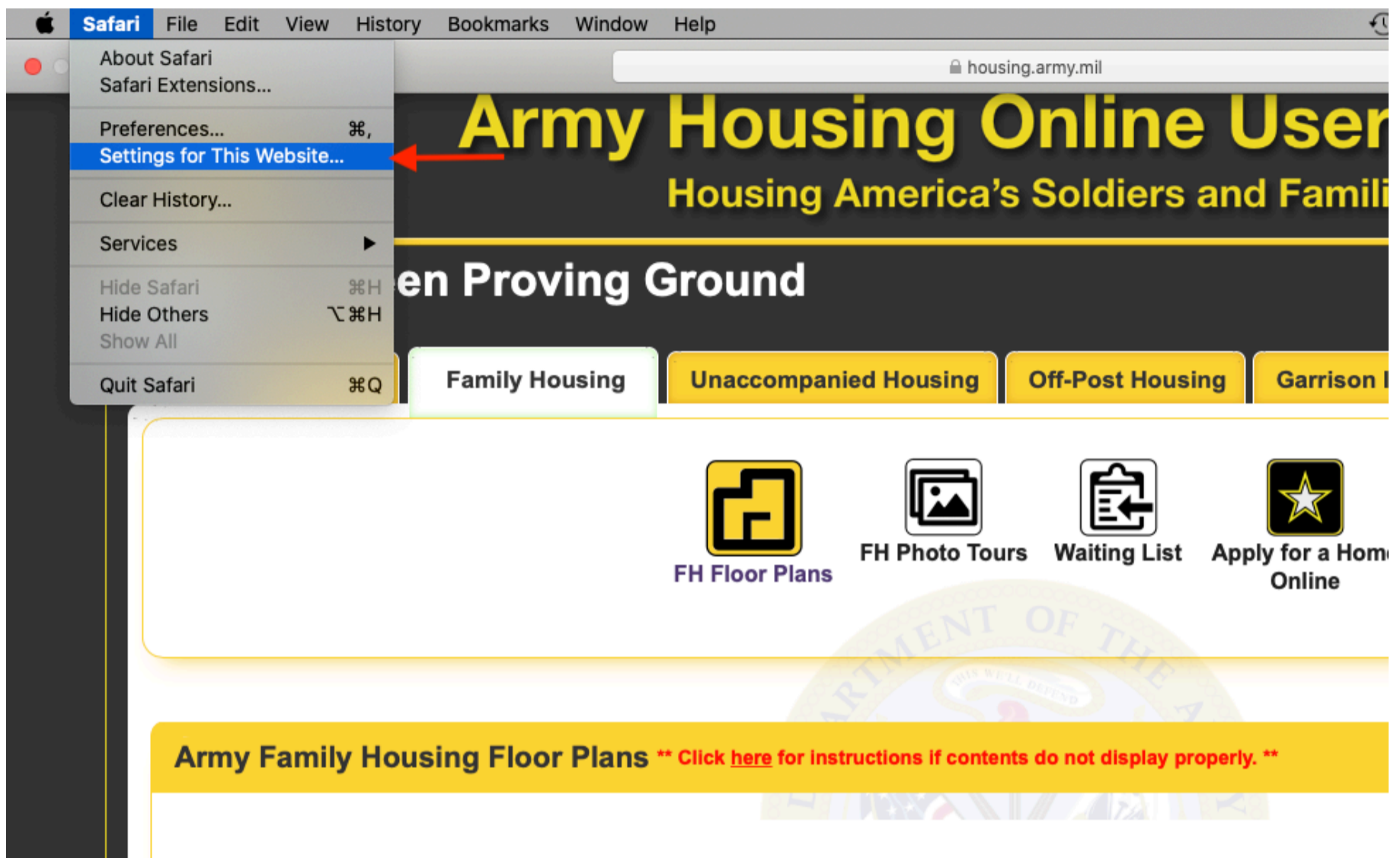


Internet Explorer



- For the Internet Explorer browser, simply click the “Show all content” button that automatically populates.
- Reload page if needed.

Safari



- For the Safari browser, click “Safari” in the top left side of your toolbar.
- In the dropdown, click “Setting for This Website...”
- Then make sure the “Enable content blockers” section is unchecked.

